

To complement our **PAL** Lighting Range we have just released two (2) outstanding Colour Lock LED Lamps with unique features.


The new LED Lamps provides six (6) Fixed Colours, two (2) Colour effects and three (3) selectable start colours and are designed to fit into all new and existing **PAL** lighting products.

The lamps operate from a safe 12V A/C supply and require no external controller to operate an unlimited number of lights that can be synchronised to change colour in unison.

Now with just the simple “Flick” of the light switch you can change the colour effect of your lighting feature.


Our NEW **LAU** replaces the existing LAL lamp to provide a LED lamp for all **PAL** Aquatic Lighting product for use in or out of water applications.

LAU



The NEW **LAP** lamp is only suitable for **PAL** Underwater Lights as it uses high power LEDs to provide a much brighter light source

LAP



LAU FEATURES

- 12 x RGB LED Array.
- Long Life, up to 100,000 hours.
- Selectable Colour Options with 3 x Start Colour choices
- Low Power - Only 2.7 watts (max)

LAP FEATURES

- 4 x Hi Power RGB LED Array.
- Long Life, up to 100,000 hours.
- Selectable Colour Options with 3 x Start Colour choices
- Low Power - Only 7.5 watts (max)


START COLOUR SELECTION

The choice of 3 Start Colors can be selected by adjusting the Dip switch's No.2 and No.3 as shown.

LAU Dip Switches

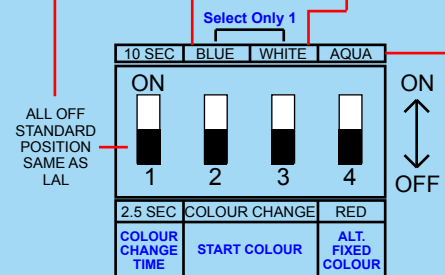


LAP Dip Switches



Mode 1.	Colour Change	Blue	White
Mode 2.	White	White	Colour Change
Mode 3.	Blue	Colour Change	Blue
Mode 4.	Green	Green	Green
Mode 5.	Red or Aqua	Red or Aqua	Red or Aqua
Mode 6.	Amber	Amber	Amber
Mode 7.	Purple	Purple	Purple
Mode 8.	Disco	Disco	Disco

NOTE:
Use the Dip Switch to select the desired colour or feature



COLOUR CHANGE TIME AND AQUA SELECTION

The colour change time (Dip s/w No.1) and aqua as an alternative to red as a fixed colour (Dip s/w No.4) can also be selected as shown in the selection guide above.

MODE OR FIXED COLOUR SELECTION

To operate the light's turn ON the light switch. To advance to the next colour mode just turn the light switch OFF then ON within 1.5 seconds on each colour advance until you select the required colour mode. If you require to select a new colour after the light mode is set just switch off the light switch for 2 seconds and the lamp will reset ready to select a new colour mode.